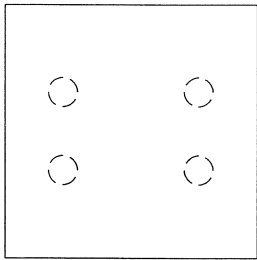
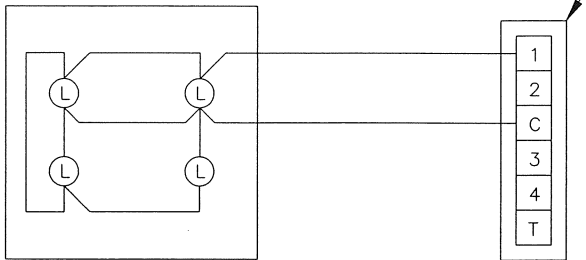


ASSEMBLY 90850-LBX1-01



5 FRONT VIEW OF LIGHTBOX  
SHOWING LAMP PLACEMENT

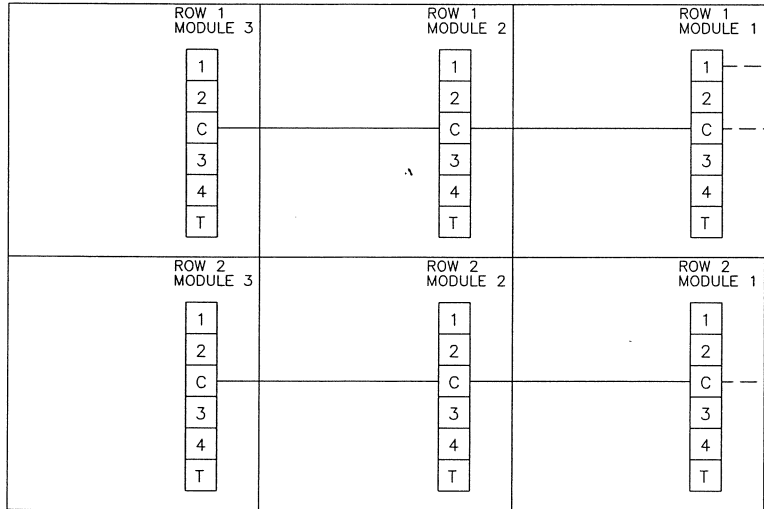
JUMPER CARD 90350-78LB-01



REAR VIEW OF LIGHTBOX  
SHOWING LAMP CONNECTIONS

LAMP USAGE CHART

NOMINAL VOLTAGE	PANALARM P/N	LAMP TYPE	LAMP VOLTAGE RATING	TOTAL CURRENT PER LIGHT BOX	LAMP CURRENT AT RATED VOLTAGE
6	430028	86	6.3V	0.8A	0.2A @ 6.3V
12	430029	73	14V	0.32A	0.08A @ 14V
24	430039	85	28V	0.16A	0.04A @ 28V
24	650445-01	RED LED	28V	0.08A	0.02A @ 28V
24	650445-02	GREEN LED	28V	0.08A	0.02A @ 28V
24	650445-03	YELLOW LED	28V	0.08A	0.02A @ 28V



TYPICAL REAR VIEW  
2 HIGH BY 3 WIDE MODULE ARRANGEMENT SHOWN

(LAMP INPUTS) } FROM ANNUN. LAMP OUTPUT AND COMMON TERMINALS.  
(LAMP COMMON) } OR ALTERNATE LAMP INPUT AND COMMON SOURCE.  
(6, 12, OR 24V)

DASHED LINES INDICATE CUSTOMER FIELD WIRING

NOTES:

- 1 LAMPS ARE SUBMINIATURE, T-1-3/4, WEDGE BASE INCANDESCENT OR LED AS INDICATED.
- 2. FOR INCANDESCENT LAMPS SIGNAL CONTACT MUST HAVE A TUNGSTEN RATING EQUAL TO FOUR TIMES THE INDIVIDUAL LAMP CURRENT.
- 3 [+24] ON SERIES 90, [LC] ON SERIES 70.
- 4 FOR 12 AND 24V CABINETS, LAMP COMMON IS BUSSED ACROSS ENTIRE ROW. FOR 6V CABINETS, ROWS WITH 40 LAMPS OR LESS WILL BE BUSSED ACROSS THAT ENTIRE ROW. ANY ROW WITH MORE THAN 40 LAMPS WILL REQUIRE TWO LAMP COMMON WIRES, ONE EACH TO MODULES #1 AND #6 OF THAT ROW.
- 5 LED LAMP ASSEMBLIES SHOULD BE INSTALLED WITH LEDS FACING INWARD IN LIGHTBOX FOR BEST APPEARANCE.

Warning: Used on FM approved equipment, drawing must be submitted to FM whenever its revision level changes. NO substitutions without engineering approval. Reference FM JI # OJ9AO.AX

REV	ECN NO.	BY	APPD	DATE	MATERIAL:
00	10546-01	SM	JT	08/07/91	FINISH:
01	10855	SM	CNL	06/23/92	USED ON/REF. DWG
02	11947	SK	JT	06/24/99	9*LBX* DRAWING LIST
03	11872	SK	<i>mm</i>	6/15/01	90800-LBX1-1 LIGHTBOX ASSEMBLY 90800-CL-1 LAMP CAB ASSEMBLY

TOL. UNLESS SPECIFIED  
INCHES  
.X = .015  
.XX = .010  
.XXX = .005  
MILLIMETERS  
X.0 = 1.0  
0.X = 0.4  
0.XX = 0.1  
ANGLES ±0'30"  
SCALE INCH (MM)  
NTS

**PANALARM** 1725 WESTERN DRIVE, WEST CHICAGO, IL., 60185, U.S.A.  
PHONE: 1-630-231-5900 FAX: 1-630-231-4502

DWN. BY S.M.  
APPD/DATE JT 08/07/91  
THIRD ANGLE PROJECTION

WIRING DIAGRAM, SERIES 90 LAMP CABINET,  
USING 91LBX01\* OR 91LL01\* LIGHTBOXES, SINGLE POINT PER MODULE, FOUR LAMPS PER POINT

SHEET 1 OF 1	DWG. NO. 91405-CLX-1	-B-
--------------	----------------------	-----